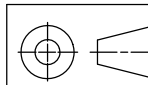


- (A) = 4 X M8 X 16mm CHAINRING BOLT
- (B) = BASHGUARD
- (C) = 4 X 4.3mm CHAINRING SPACER
- (D) = CRANKSET [NOT SUPPLIED AND SPINDLE NOT SHOWN]
- (E) = BIG CHAINRING [NOT SUPPLIED]
- (F) = 4 X 5.5mm CHAINRING NUT
- (G) = SMALL CHAINRING [NOT SUPPLIED]
- (H) = 4 X CHAINRING BOLT [NOT SUPPLIED]

**NOTE:** THE FRONT DERAILLEUR'S HEIGHT MAY NEED TO BE ADJUSTED SO THAT THE BOTTOM EDGE OF THE CAGE DOES NOT INTERFERE WITH THE OUTSIDE DIAMETER OF THE BASHGUARD. FURTHER FRONT DERAILLEUR ADJUSTMENT POST-INSTALLATION OF THE BASHGUARD WILL BE REQUIRED TO ENSURE PROPER OPERATION OF THE FRONT DERAILLEUR.

**ISOMETRIC VIEW**

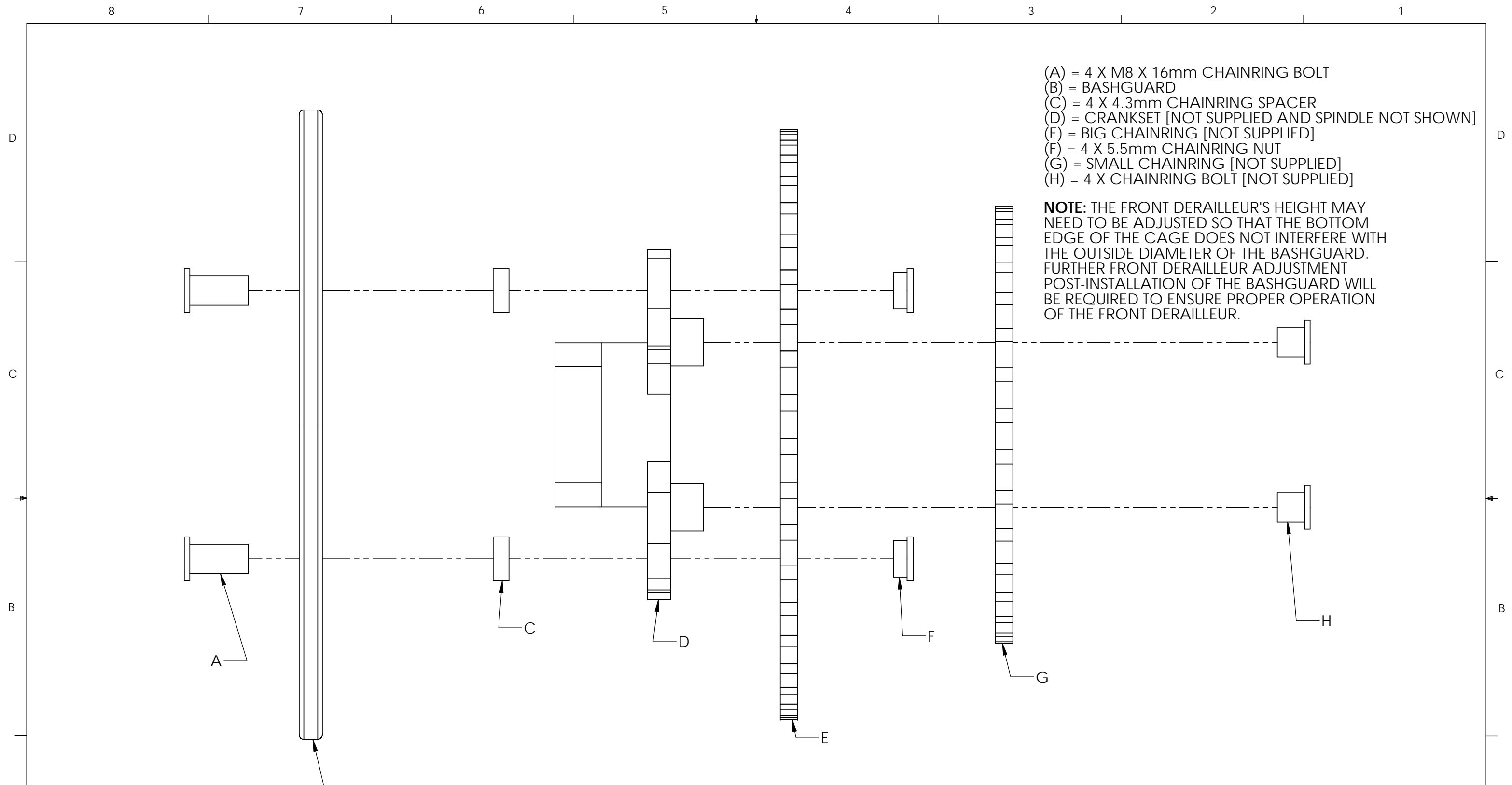
**PROPRIETARY AND CONFIDENTIAL**  
 THE INFORMATION CONTAINED IN THIS DRAWING IS THE SOLE PROPERTY OF BLACKSPIRE DESIGNS LIMITED. ANY REPRODUCTION IN PART OR AS A WHOLE WITHOUT THE WRITTEN PERMISSION OF BLACKSPIRE DESIGNS LIMITED IS PROHIBITED.



|   |         |
|---|---------|
| UNLESS OTHERWISE SPECIFIED:                     |         |
| DIMENSIONS ARE IN MM                            |         |
| TOLERANCES:                                     |         |
| ANGULAR: MACH±0.5°                              |         |
| ONE PLACE DECIMAL ±0.1                          |         |
| TWO PLACE DECIMAL ±0.01                         |         |
| INTERPRET GEOMETRIC TOLERANCING PER: ASME Y14.5 |         |
| MATERIAL  | VARIOUS |
| FINISH  | VARIOUS |
| DO NOT SCALE DRAWING                            |         |

|                              |        |
|------------------------------|--------|
| NAME                         | DATE   |
| KW                           | 5/7/12 |
| DRAWN                        |        |
| CHECKED                      |        |
| ENG APPR.                    |        |
| MFG APPR.                    |        |
| Q.A.                         |        |
| COMMENTS:                    |        |
| DEBURR AND BREAK ALL SHARPS. |        |

|   |  |                 |
|---|--|-----------------|
| <b>BLACKSPIRE DESIGNS LIMITED</b>   |  |                 |
| TITLE:<br><b>SHIMANO XT FC-M785<br/>BASHGUARD ASSEMBLY<br/>FOR INSTRUCTIONS</b> |  |                 |
| SIZE<br><b>B</b>  | DWG. NO.<br>BASHGUARD-SHIMANOXT-<br>M785-BCD104-ASSEMBLY<br>FOR INSTRUCTIONS-B | REV<br><b>B</b> |
| SCALE: 1:1  | WEIGHT: N/A  | SHEET 1 OF 2    |

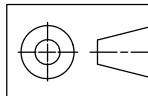


- (A) = 4 X M8 X 16mm CHAINRING BOLT
- (B) = BASHGUARD
- (C) = 4 X 4.3mm CHAINRING SPACER
- (D) = CRANKSET [NOT SUPPLIED AND SPINDLE NOT SHOWN]
- (E) = BIG CHAINRING [NOT SUPPLIED]
- (F) = 4 X 5.5mm CHAINRING NUT
- (G) = SMALL CHAINRING [NOT SUPPLIED]
- (H) = 4 X CHAINRING BOLT [NOT SUPPLIED]

**NOTE:** THE FRONT DERAILLEUR'S HEIGHT MAY NEED TO BE ADJUSTED SO THAT THE BOTTOM EDGE OF THE CAGE DOES NOT INTERFERE WITH THE OUTSIDE DIAMETER OF THE BASHGUARD. FURTHER FRONT DERAILLEUR ADJUSTMENT POST-INSTALLATION OF THE BASHGUARD WILL BE REQUIRED TO ENSURE PROPER OPERATION OF THE FRONT DERAILLEUR.

**RIGHT VIEW**

**PROPRIETARY AND CONFIDENTIAL**  
 THE INFORMATION CONTAINED IN THIS DRAWING IS THE SOLE PROPERTY OF BLACKSPIRE DESIGNS LIMITED. ANY REPRODUCTION IN PART OR AS A WHOLE WITHOUT THE WRITTEN PERMISSION OF BLACKSPIRE DESIGNS LIMITED IS PROHIBITED.



|                                      |            |
|--------------------------------------|------------|
| UNLESS OTHERWISE SPECIFIED:          |            |
| DIMENSIONS ARE IN MM                 |            |
| TOLERANCES:                          |            |
| ANGULAR: MACH ±0.5°                  |            |
| ONE PLACE DECIMAL ±0.1               |            |
| TWO PLACE DECIMAL ±0.01              |            |
| INTERPRET GEOMETRIC TOLERANCING PER: | ASME Y14.5 |
| MATERIAL                             | VARIOUS    |
| FINISH                               | VARIOUS    |
| DO NOT SCALE DRAWING                 |            |

|   |           |
|---|-----------|
| NAME                                      | DATE      |
| DRAWN                                     | KW 5/7/12 |
| CHECKED                                   |           |
| ENG APPR.                                 |           |
| MFG APPR.                                 |           |
| Q.A.                                      |           |
| COMMENTS:<br>DEBURR AND BREAK ALL SHARPS. |           |

|  |  |                 |
|--|--|-----------------|
| BLACKSPIRE DESIGNS LIMITED   |  |                 |
| TITLE:<br>SHIMANO XT FC-M785<br>BASHGUARD ASSEMBLY<br>FOR INSTRUCTIONS |  |                 |
| SIZE<br><b>B</b>   | DWG. NO.<br>BASHGUARD-SHIMANOXT-<br>M785-BCD104-ASSEMBLY<br>FOR INSTRUCTIONS-B | REV<br><b>B</b> |
| SCALE: 1:1   | WEIGHT: N/A  | SHEET 2 OF 2    |