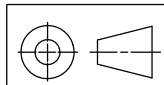


- (A) = 4 X M8 X 16mm CHAINRING BOLT
- (B) = 4 X 3mm CHAINRING SPACER
- (C) = BASHGUARD
- (D) = CRANKSET [NOT SUPPLIED AND SPINDLE NOT SHOWN]
- (E) = BIG CHAINRING [NOT SUPPLIED]
- (F) = 4 X 5.5mm CHAINRING NUT
- (G) = SMALL CHAINRING [NOT SUPPLIED]
- (H) = 4 X CHAINRING BOLT [NOT SUPPLIED]

NOTE: THE FRONT DERAILLEUR'S HEIGHT MAY NEED TO BE ADJUSTED SO THAT THE BOTTOM EDGE OF THE CAGE DOES NOT INTERFERE WITH THE OUTSIDE DIAMETER OF THE BASHGUARD. FURTHER FRONT DERAILLEUR ADJUSTMENT POST-INSTALLATION OF THE BASHGUARD WILL BE REQUIRED TO ENSURE PROPER OPERATION OF THE FRONT DERAILLEUR.

ISOMETRIC VIEW

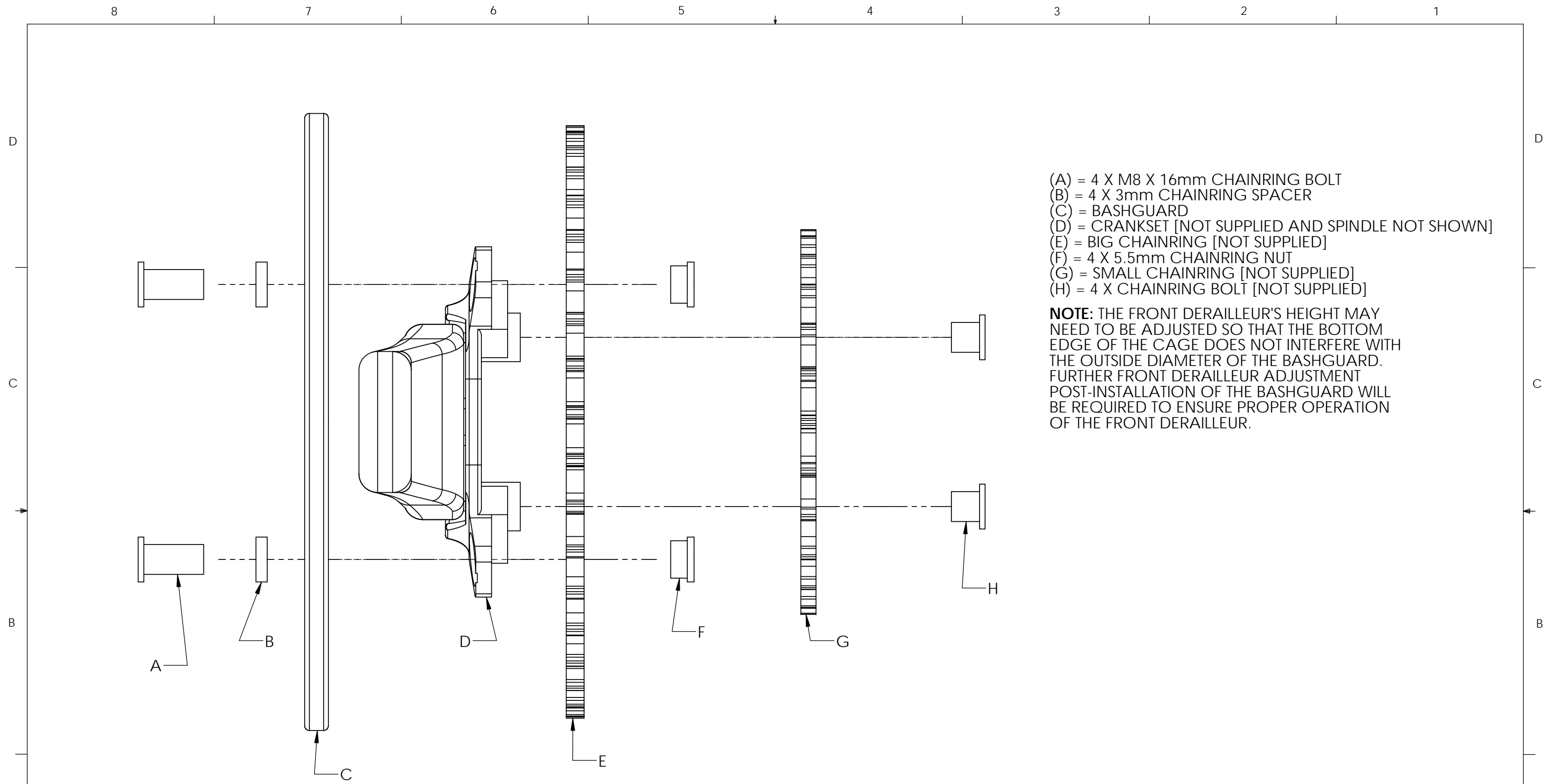


PROPRIETARY AND CONFIDENTIAL
 THE INFORMATION CONTAINED IN THIS DRAWING IS THE SOLE PROPERTY OF BLACKSPIRE DESIGNS LIMITED. ANY REPRODUCTION IN PART OR AS A WHOLE WITHOUT THE WRITTEN PERMISSION OF BLACKSPIRE DESIGNS LIMITED IS PROHIBITED.

UNLESS OTHERWISE SPECIFIED:	
DIMENSIONS ARE IN MM	
TOLERANCES:	
ANGULAR: MACH±0.5°	
ONE PLACE DECIMAL ±0.1	
TWO PLACE DECIMAL ±0.01	
INTERPRET GEOMETRIC TOLERANCING PER: ASME Y14.5	
MATERIAL	VARIOUS
FINISH	VARIOUS
DO NOT SCALE DRAWING	

NAME	DATE
DRAWN	KW
CHECKED	
ENG APPR.	
MFG APPR.	
Q.A.	
COMMENTS:	
DEBURR AND BREAK ALL SHARPS.	

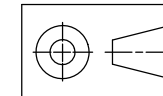
BLACKSPIRE DESIGNS LIMITED		
TITLE: TRUVATIV X0 BCD 104 MM BASHGUARD ASSEMBLY FOR INSTRUCTIONS		
SIZE	DWG. NO.	REV
B	BASHGUARD-TRUVATIVX0-BCD104-ASSEMBLY FOR INSTRUCTIONS-B	B
SCALE: 1:1	WEIGHT: N/A	SHEET 1 OF 2



(A) = 4 X M8 X 16mm CHAINRING BOLT
 (B) = 4 X 3mm CHAINRING SPACER
 (C) = BASHGUARD
 (D) = CRANKSET [NOT SUPPLIED AND SPINDLE NOT SHOWN]
 (E) = BIG CHAINRING [NOT SUPPLIED]
 (F) = 4 X 5.5mm CHAINRING NUT
 (G) = SMALL CHAINRING [NOT SUPPLIED]
 (H) = 4 X CHAINRING BOLT [NOT SUPPLIED]

NOTE: THE FRONT DERAILLEUR'S HEIGHT MAY NEED TO BE ADJUSTED SO THAT THE BOTTOM EDGE OF THE CAGE DOES NOT INTERFERE WITH THE OUTSIDE DIAMETER OF THE BASHGUARD. FURTHER FRONT DERAILLEUR ADJUSTMENT POST-INSTALLATION OF THE BASHGUARD WILL BE REQUIRED TO ENSURE PROPER OPERATION OF THE FRONT DERAILLEUR.

RIGHT VIEW



PROPRIETARY AND CONFIDENTIAL
 THE INFORMATION CONTAINED IN THIS DRAWING IS THE SOLE PROPERTY OF BLACKSPIRE DESIGNS LIMITED. ANY REPRODUCTION IN PART OR AS A WHOLE WITHOUT THE WRITTEN PERMISSION OF BLACKSPIRE DESIGNS LIMITED IS PROHIBITED.

UNLESS OTHERWISE SPECIFIED:		NAME	DATE	BLACKSPIRE DESIGNS LIMITED		
DIMENSIONS ARE IN MM		DRAWN	KW			3/1/13
TOLERANCES:		CHECKED		TITLE: TRUVATIV X0 BCD 104 MM BASHGUARD ASSEMBLY FOR INSTRUCTIONS		
ANGULAR: MACH±0.5°		ENG APPR.				
ONE PLACE DECIMAL ±0.1		MFG APPR.				
TWO PLACE DECIMAL ±0.01		Q.A.				
INTERPRET GEOMETRIC TOLERANCING PER: ASME Y14.5		COMMENTS:		SIZE		
MATERIAL		DEBURR AND BREAK ALL SHARPS.		DWG. NO.		
FINISH				B		
DO NOT SCALE DRAWING				REV		
				B		
				SCALE: 1:1		
				WEIGHT: N/A		
				SHEET 2 OF 2		